

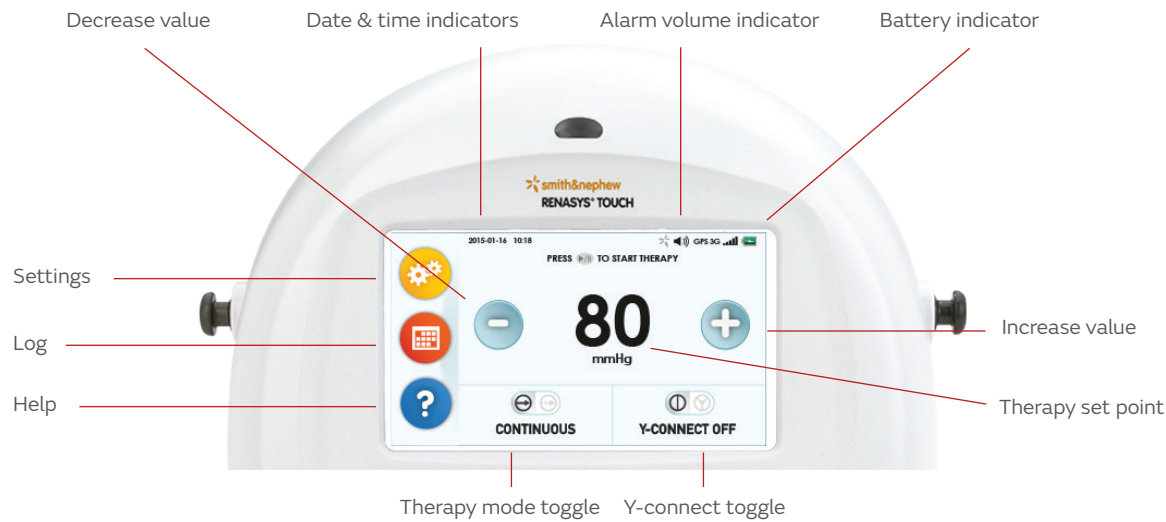
+ RENASYS TOUCH System: Fast Facts

Smith+Nephew

RENASYS[®] TOUCH

Negative Pressure Wound
Therapy System

Device details



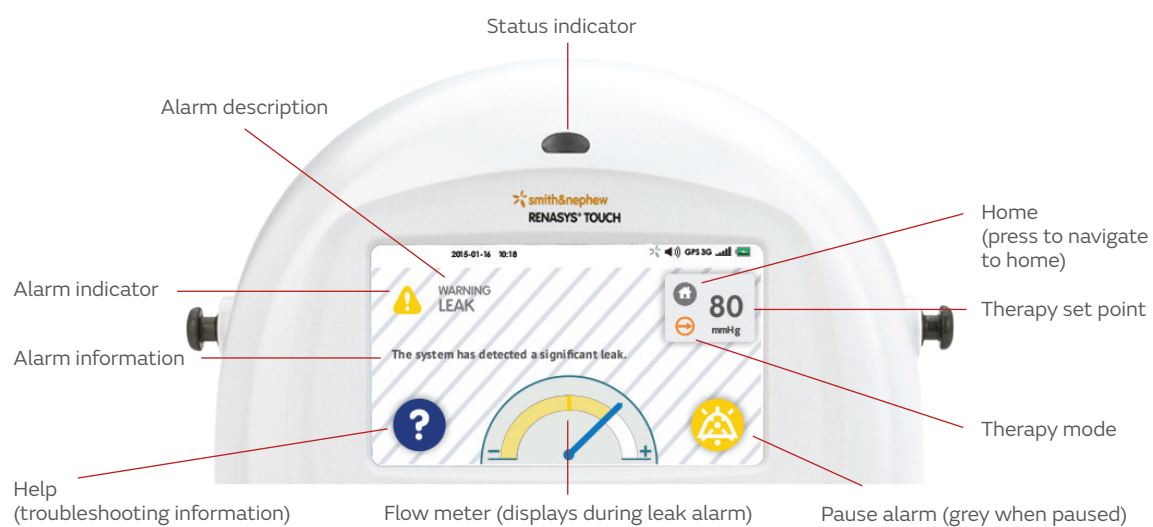
The screen on the RENASYS[®] TOUCH device is touch sensitive.

Tap the touchscreen to make a selection. Slide your finger up, down or across the screen to scroll.

Note: The touchscreen should only be actuated by finger. Using pens or other pointed objects may damage the screen.

Device overview

In the event of an alarm, an audible tone sounds, an alarm screen will display and the status indicator illuminates yellow.



Device orientation during use

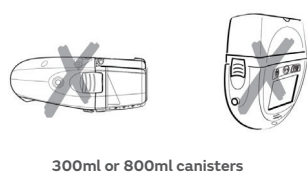
Correct orientation:

Device and system tubing should be positioned level with or below the wound, no more than 19in or 50cm higher than the wound to ensure optimization of therapy and prevent therapy interruption.



Incorrect orientation:

Operating the device in a face-down position could result in damage to the device and inadvertent changes to therapy settings, and could impact filter occlusion, resulting in a blockage alarm and requiring a change of canister.



Accessories:



300/800 mL canisters

IV Pole or bed clamp

Carry bag/strap

RENASYS[®] Adhesive Gel Patch

Y-connector

Smith+Nephew Wound Care Hotline Available 24/7:

1-800-876-1261

Reimbursement Hotline:

Mon-Fri 8am-7pm EST | 1-866-988-3491

Learn More:

www.smith-nephew.com/usrenasys

Additional Questions please contact S+N representative:



Scan for In-servicing video

RENASYS is contraindicated in the presence of untreated osteomyelitis, exposed arteries/veins/organs/nerves, necrotic tissue with eschar present, malignancy in the wound, non-enteric and unexplored fistulas, and exposed anastomotic sites. Excessive bleeding is a serious risk associated with the application of suction to wounds, which may result in death or serious injury. The risk information herein is not comprehensive. For full product and safety information, please see the Instructions for Use.