

RENASYS[◇] EDGE NPWT

In-between patient procedure

Streamlined cleaning process
between patients takes
less than 5 minutes¹



Smith+Nephew

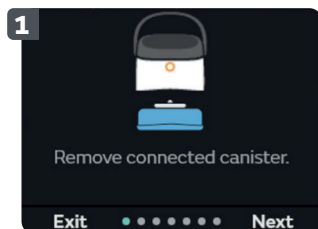
RENASYS[◇] EDGE

Negative Pressure Wound
Therapy System

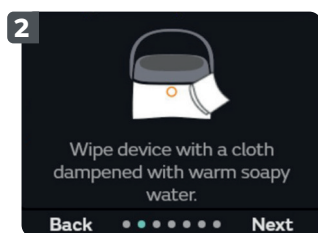
smith-nephew.com/renasysedge

+ When the RENASYS EDGE pump is prepared for a new patient the following maintenance activities must be performed (please refer to user manual for full details and precautions):

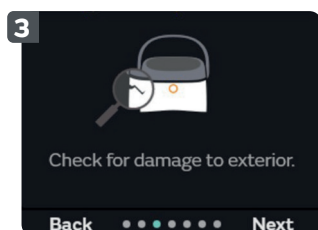
Cleaning and disinfecting



- Turn Off the pump and disconnect from the AC power before cleaning and disinfecting to prevent electrical shock. Remove connected canister



- Wipe down the surface with a dampened cloth or disposable wipe. Warm soapy water or a neutral pH7 based detergent/ disinfectant or antimicrobial agent that is safe for use with plastics may be used.



- Visually inspect the surface for debris or soils that have not been removed and repeat cleaning steps if necessary

After cleaning, **disinfect** using these recommended pre-saturated wipes:

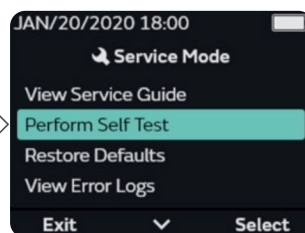
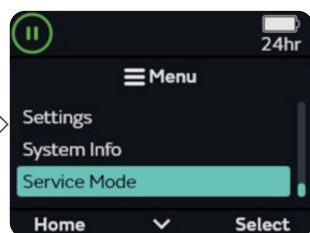
- Accelerated Hydrogen Peroxide
- Potassium Hydroxide
- Sodium Hypochlorite (bleach)
- Quaternary Ammonium Chlorides
- 70% Iso-Propyl Alcohol
- Phenols

Following disinfection, wipe down the pump with a damp cloth to remove residual chemical residues.

Perform the pump Self-Test

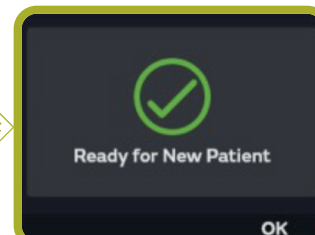
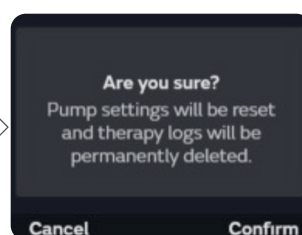
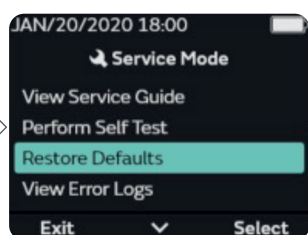
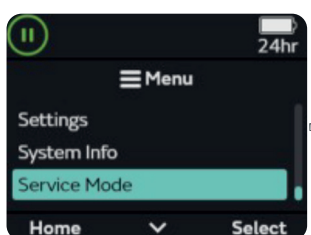
After disinfecting, perform the pump Self-Test. Self-test functionality in between patient use is designed to help ensure confidence with device performance.

Scan to watch the video



Restore defaults

After correctly completing the Self-Test, restore default settings and therapy logs.



1. Smith+Nephew 2022. Internal report e.g. slough, pus, debris, and biofilm.